



May 10, 2025

Balance & Transaction Summary (Eastern Treasury and Eastern Business Banking)

When viewing an account and expanding the Balance Details, there is a new balance tag called Total Accessible, and the layout is reordered. This does not change any export formats.

Balance & Transaction Summary		Opening Ledger	Current Available	Total Credits (1096)	Total Debits (1006)
		48,494.51 USD	48,494.51 USD	23,068,439.54 USD	38,504,565.37 USD
Hide details					
Today's Balances			Transaction Summary		
Opening Ledger	48,494.51	One Day Float	0.00	Transaction Type	Credits Credit Amount Debits Debit Amount
Previous Day Opening Available	35,589,067.05	2 or More Days Float	0.00	CHECKS PAID	0 0.00 1004 38,503,365.28
Current Ledger	48,494.51	3 or More Days Float	0.00	MISCELLANEOUS	0 0.00 1 0.09
Current Available	48,494.51	Average Closing Ledger MTD	46,288,434.00	OTHER DEPOSITS	1092 22,956,929.54 0 0.00
Relationship Balance	0.00	Average Closing Available MTD	0.00	RETURN	4 111,510.00 0 0.00
Total Accessible Balance	48,494.51	Previous Day Closing Available	36,305,264.31	SUMMARY AND DETAIL DEBITS	0 0.00 1 1,200.00
				All Transactions	1096 23,068,439.54 1006 38,504,565.37

Alerts (Eastern Treasury and Eastern Business Banking)

“Immediate” is now an option when creating Alerts for Payments Awaiting My Approval, Templates Awaiting My Approval, and Approval Window Passed. Users' previous alerts will remain in place. Users' can add additional Immediate and/or Scheduled Alerts as needed.

←
New Alert

*** Alert Name**

*** Alert Group**
 x v

*** Alert Type**
 x v

*** Alert Subject Line**

You may change this subject line that appears on the email alert

*** Alert Timing**
 Set alert timing Immediate

*** Schedule Hours**
 v

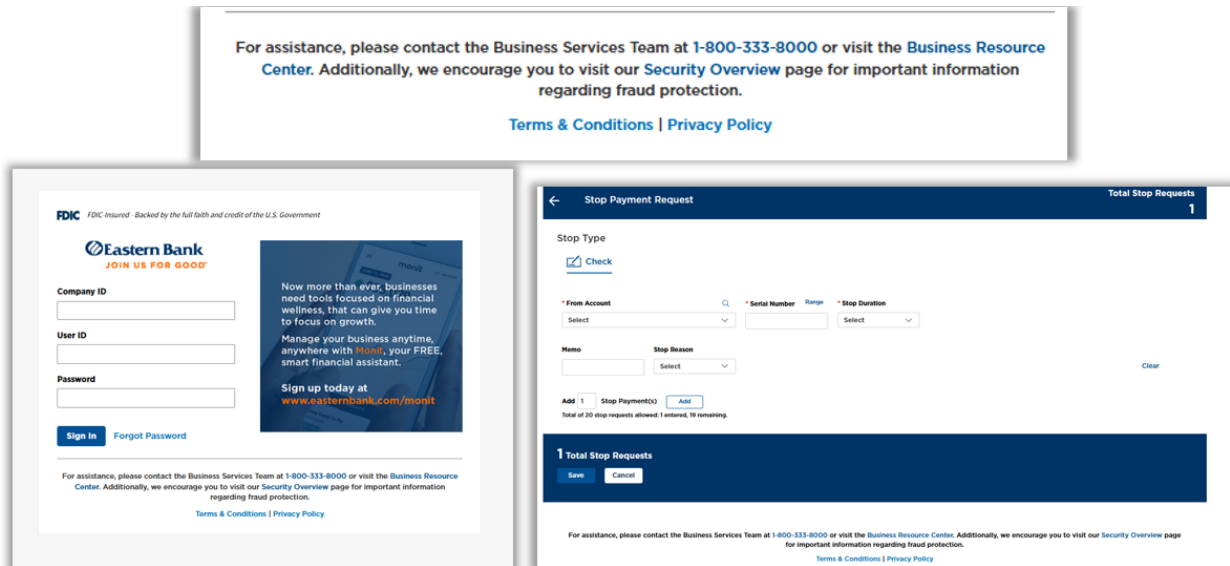
*** Schedule Minutes**
 v

*** Time Zone**
 v

The timezone selected will only impact when the alert is sent, not what timezone is used in the email.

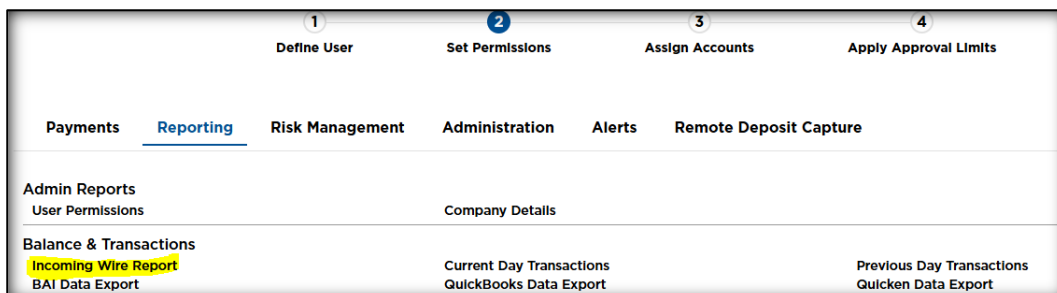
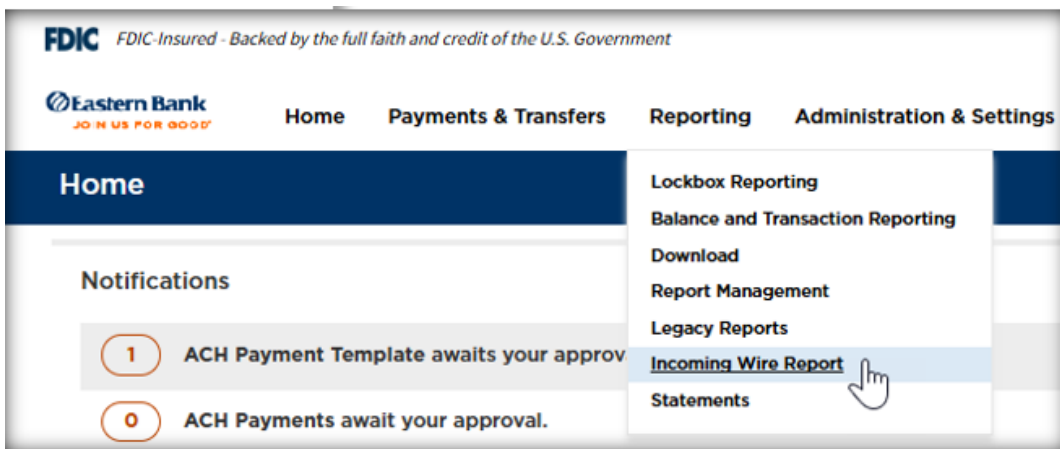
Footer (Eastern Treasury and Eastern Business Banking)

There is a new footer with helpful information and links included on the login page and each workspace.



Incoming Wire Report (Eastern Treasury)

Existing users with Balance Reporting permissions now have access to an Incoming Wire Report. New users can be permitted to the report alongside the Balance and Transaction Reporting permissions.



Updated User Interface *(Eastern Business Banking)*

Screens changed from modal based to in-screen layout with the same workflows but some different labels. This enhances the application error handling and aligns the application for consistency user experiences.

Recurring Options *(Eastern Business Banking)*

Transfers, ACH Payments, Wire Payments, Loan Payments and Loan Draws now have “Make Recurring” as an option.

User Admin *(Eastern Business Banking)*

User Admin has a different layout. Same permissions, just displayed with more intuitive descriptions and workflows.

Previous updates:

April 28, 2025

Mobile App *(Eastern Treasury and Eastern Business Banking)*

The Mobile App icon was updated featuring new colors and a description of Eastern Treasury & Eastern Business Banking.

February 25, 2025

Deposit Images *(Eastern Treasury and Eastern Business Banking)*

After a pilot phase, deposit images were enabled on all checking and savings accounts and will be permitted for checking and savings accounts going forward.

November 16, 2024

FDIC Logo *(Eastern Treasury and Eastern Business Banking)*

The FDIC Logo was added to the header of the login page and all workspaces.

September 24, 2024

ACH Offset Accounts *(Eastern Treasury)*

ACH Offset accounts were added for display on any ACH IDs that did not have the offset accounts displayed already. All ACH IDs going forward will have the offset account displayed.

April 22, 2024

ACH Payment Statuses will change from “approved” to “released” at the below times.

- 6:45 am ET
- 8:45 am ET – New time
- 11:00 am ET
- 12:45 pm ET
- 2:00 pm ET – Earlier deadline to process Same Day transactions
- 3:00 pm ET – New time
- 6:00 pm ET
- 8:15 pm ET

July 29, 2023

Export Maps *(Eastern Treasury)*

Users with Balance Reporting permissions now have access to Export Map feature. The Export Map feature gives you the flexibility of customizing the CSV export by allowing you to select the fields that you want to appear in the output in an order of your choosing. Users can create the custom maps under Administration & Settings > Export. Once maps are created, users can export using the Custom CSV Export Type.

Stop Payments *(Eastern Treasury and Eastern Business Banking)*

The Stop Payment Widget has been updated to only allow required and applicable fields necessary to place the Stop Payment.

Balance Reporting *(Eastern Treasury)*

The Account Summary > Custom Reporting option and printing has been updated. When printing the Custom Report, there is now an option to “Include Transaction Summary”. The print will also show the earliest transaction in the range first. Users can always resort, and print based on the order they want to print the transactions

The Account Summary >Transaction Search option has been updated to allow users to customize their views after running the report. Users can use the gear icon to add, remove, and then can rearrange and save custom views for future use.

May 21, 2023

Balance Reporting *(Eastern Treasury)*

The Account Summary Widget has been updated to provide an additional option, *Relationship Balance*, to the *All Accounts* gear.

March 28, 2023

Check Inquiry *(Eastern Treasury)*

The Check Inquiry Widget has been updated to provide a clear message on the available timeframe of the search.

Updated Message: *This search includes only the last 90 days of paid check details.*

November 2, 2022

Font *(Eastern Treasury and Eastern Business Banking)*

The font has been updated to make the text and screens easier to read.

June 25, 2022

Simple Entry *(Eastern Treasury)*

The Simple Entry Widget has been updated to provide the final status of your transfer. When making a transfer you will notice the Payment Processing section spinning, once it completes you will see the status update to payment "Submitted" or "Payment Rejected".

Notifications *(Eastern Treasury and Eastern Business Banking)*

There are additional notifications available in the Notification Widget on the Home Page to break out the specific payment types listed below. These are displayed based on the users' permissions. We are working on a redesign to minimize the size and functionality and will provide updates in the near future.

- ACH Payments
- ACH Payment Templates
- Cancel Stop Requests
- Stop/Cancel Stop Requests
- Stop Payments
- Payment Templates
- Wire Payments

Eastern Treasury Only

- Transfer Payment Templates
- Wire Payment Templates

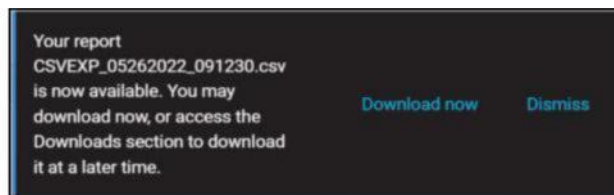
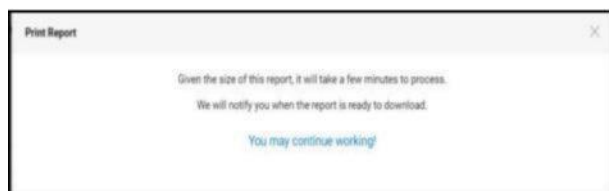
Reporting and Downloads *(Eastern Treasury and Eastern Business Banking)*

Depending on the size of the report or download, you may receive a pop-up message saying you can continue working and will be notified when the report is ready for download. Once the report is ready, you will receive another message to “download now” or you can download later via the Download Widget or within Report Management.

Initial Message

Download Now

Legacy Reports *(Eastern Treasury and Eastern Business Banking)*



Two new fields have been added that are automatically displayed which are file type and number of pages. You can hide these columns by clicking on the gear symbol and unchecking the fields and clicking the “update” button.

User Maintenance *(Eastern Treasury and Eastern Business Banking)*

Users with Admin permissions, when modifying an existing user now can select an existing user to copy the permissions from instead of manually updating permissions.

ACH Payments *(Eastern Treasury and Eastern Business Banking)*

ACH Payment Statuses will change from “approved” to “released” at the below times. These new times do not change the same day or next day cutoff times.

- 6:45 am
- 9:00 am
- 11:00 am - *New*
- 12:45 pm
- 2:30 pm
- 3:15 pm
- 6:00 pm
- 8:15 pm – *New*

For Eastern Treasury customers only, all ACH Passthrough files in an “approved” status will change to “released” status according to the times listed above

ACH and Wire Payments – Auto Approve over Transaction Limit (Eastern Treasury and Eastern Business Banking)

The **message color has changed from pale red to green** for any user with “auto approve” when processing an ACH or Wire payment if the transaction limit is exceeded. The green colored message box will indicate “Payment not auto approved” with the reason “Transaction limit exceeded”. The payment will be in the Payment List View in an “Entered” status. If a user with approval permissions attempts to approve the payment, the pale red message will appear stating “payment not approved” with the reason transaction limit exceeded.



Please remember to always look at the status of your payments on the Payments List View to ensure they are Approved.